Passport to Early Learning

Passport Valid
April 25, 2022 – August 1, 2022

Every Child A Reader

Welcome to the start of your Manatee County Adventure - Where Every Child Is A Reader! Children with meaningful experiences created through family outings, like the ones featured, aid in reading comprehension as children can utilize these memories to understand literacy content.

We are pleased to provide you with The Passport to Early Learning through community collaboration and partnerships! We encourage all families to explore our county with their little ones while using the Passport to spark ideas, participate in unique opportunities, and track experiences.

To begin your adventure, open the Passport to the map featured inside! On the map, you will see highlighted participating locations that match the featured book "Old Manatee A – Z." The map also shows learning ideas related to each letter in the book.

So, grab your crayons, and head off on your family- fun adventure in "Old Manatee!"

Kindergarten Readiness Tips! Gently encourage your child to document their learning by coloring what they see. Scribbling is one of the first skills children acquire, so encourage effort! Talk to your children often about their Manatee Adventure - help them remember details even weeks later. **Enjoyment is essential to any learning adventure.**

After, bring your child's completed Passport to the Early Learning Coalition of Manatee County (600 8th Ave W #100, Palmetto, FL 34221), and we will surprise your child with another free book!

Manatee County Map

A is for Adventure – grab your coloring book, passport, and crayons to explore and observe Manatee County.

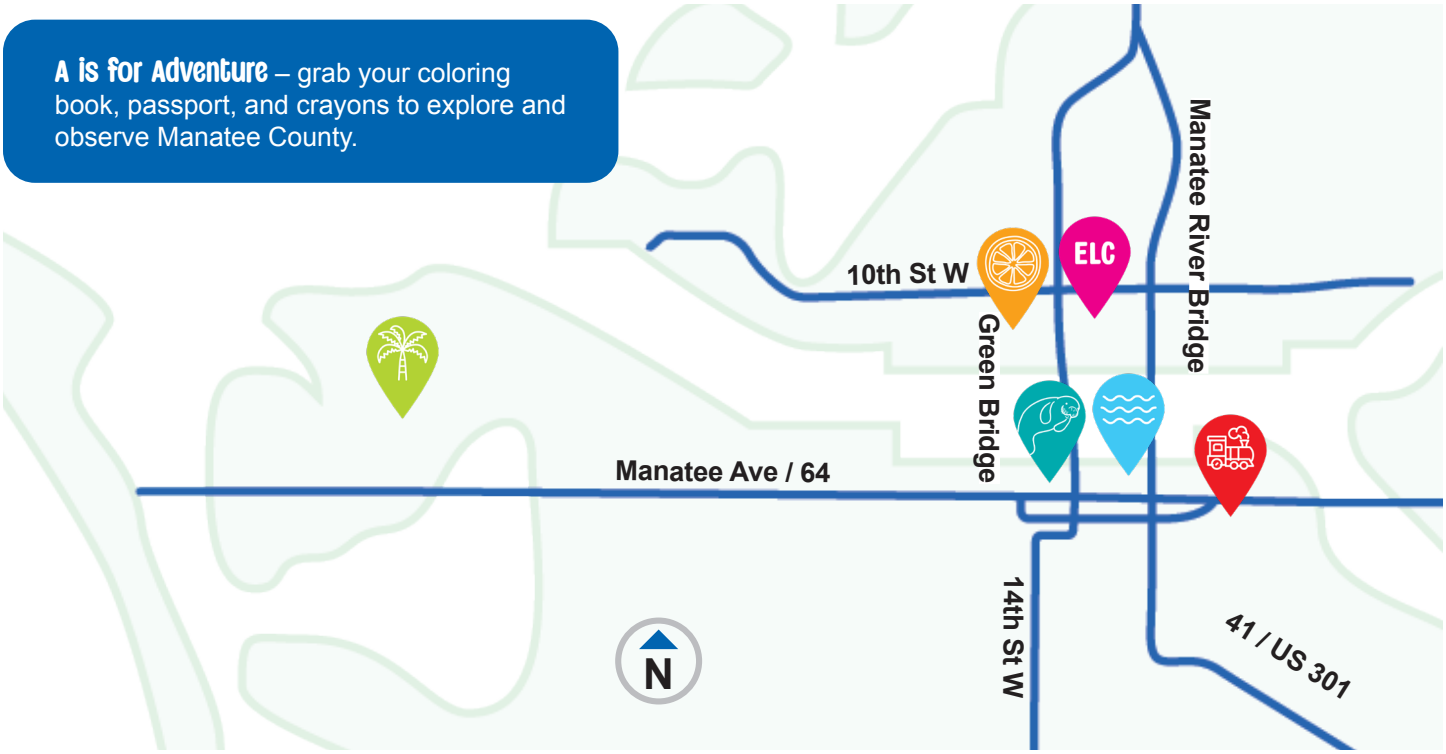

Places to visit

The Bishop Museum of Science & Nature

201 10th St W., Bradenton, FL 34205

Hours of Operation:
CLOSED: Monday
Tues-Sat: 10:00am-5:00pm
Sunday: Noon-5:00pm



Show your Passport to Early Learning for FREE Admission for 1 child
The Bishop provides free admission to those receiving food assistance (SNAP benefits).

Museum Exhibits Include: fossils, archeological artifacts, Florida's ecology, a planetarium, and Manatee Rehabilitation Habitat.

Letters to Find: M, N, O, U

Activity: Manatee Migration https://bit.ly/3uJB9VM

Manatee Village Historical Park

1404 Manatee Ave E., Bradenton, FL 34208

Hours of Operation:
Monday-Friday: 9:00am-4:00pm
2nd & 4th Sat Each Month: 9:00am-4:00pm
CLOSED: Sundays, holidays & their associated weekends

Show your Passport to Early Learning for a Special Activity

Museum Exhibits Include: See a train, old barn, a church, tools, old schoolhouse, courthouse, and more!

Letters to Find: B, G, L, R, W

On-site Activity: Scavenger Hunt



Manatee County Agricultural Museum

1015 6th St W., Palmetto, FL 34221

Hours of Operation:
CLOSED: Sunday & Monday
Tues-Fri: 10:00am-4:00pm
1st & 3rd Sat Each Month: 10:00am-4:00pm

Show your Passport to Early Learning for a Special Activity

Museum Exhibits Include: See the produce, tools, and farming equipment that helped shape the heritage of Manatee County.

Letters to Find: C, H, P

Take Away Activity: Pumpkin Planting Kit

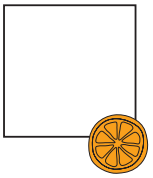

Bradenton Riverwalk

452 3rd Ave W., Bradenton, FL 34205

Hours of Operation:
Open Daily; Sunrise-Sunset



A 1.5-mile-long park on the bay including a splash fountain, skate park, canoe/kayak launch, beach volleyball, fishing pier, and more!

Letters to Find: D, I

Activity: Take a walk as a family.

Robinson Prerserve

1704 99th St NW., Bradenton, FL 34209

Hours of Operation:
Open Daily; Sunrise-Sunset

Enjoy hiking/biking trails, picnic areas, a boat launch and observation platforms, mangrove trees, and Florida wildlife!

Letters to Find: E

Activity: Have a picnic in the park!

Early Learning Coalition of Manatee County
600 8th Ave W #100, Palmetto, FL 34221

Bring your child's completed Passport for another free book!

Learning Legend

- **B – Boat –** See how boat making was done by hand. Notice how the tools and materials have changed. Use these details to color the B page.
- **C – Crate Mill –** Learn about the Manatee Crate Company. Talk with your child about the 3D shapes of the crates (ex., cubes, and rectangular prisms). Imagine what would have been shipped inside. From what materials are they made? Use that detail to color the C page.
- **D – Dock –** Take a stroll count how many docks, pilings, or boats you see. Notice the different sizes and colors of the boats. Use these observations to color the D page.
- **E – Egret –** You may spot one of these birds, but if not, take a trip to Robinson Preserve. Go bird watching and enjoy the natural beauty!
- **G – Gazebo –** Have you ever spent time in a gazebo? What did you do? Share this experience with your child. Use the G page of the coloring book to document your imagery.
- **H – Horse –** Visit Manatee County Agricultural Museum and complete a cracker cattle puzzle. You'll even find a special "kid spot" related to the Florida Cracker Horses.
- **I – Ice Cream Social –** Stop by the ice cream shop at Riverwalk and share ideas for new flavors with your children. Capture the most memorable ideas on the I page of the coloring book.
- **L – Landmark –** Go on a scavenger hunt to find the landmark shown on the L page. Use the colors observed to add details to the coloring page. The staff also have a special scavenger hunt for passport holders.
- **M – Manatee –** Visit the Bishop Museum of Science and Nature to learn more about these fantastic creatures and why they make the area so special. Use the M page to take notes.
- **N – Native Americans –**The Bishop Museum of Science and Nature has a large exhibit that displays what we know about the life, tools, and habits of Native Americans. How do their lives compare to our lives today? Use these conversations to color the N page.
- **O – Oyster –** Look around can you find objects made of oyster shells? Jot some of these on the O page.
- **P – Pumpkin -** Have you ever wanted to grow your own pumpkin? Take-home pumpkin planting kits are available at Agricultural Museum.
- **R – Railroad –** Railroads were practical means of transport for early Manatee County. Talk to your children about what objects or materials may have been carried by Old Cabbage Head. Look closely at the train to color the R page and guess how this train came to be known as Old Cabbage Head.
- **U – Underwater –** Visit the Bishop Museum of Science and Nature for displays that exhibit what lies under the water's surface. Fill your U page with the colors you see.
- **W – Wiggins Store –** Walk-through time as you experience shopping the way it used to be at the Manatee Village Historical Park. Notice the similarities and differences with your children. Use these details to color to the W page.
- **On your own discovery –** Explore Manatee County looking for more information about the features of pages F, J, K, Q, S, T, V, X, Y, Z. Manatee County is a historical treasure; it's never too early to learn the story of where you live!

Every Child A Reader and the ELC's Passport to Early Learning is provided in collaboration with:

Early Learning Coalition of Manatee County

FloridaVPK

Bradenton Kiwanis — A Better Way of Life... A Better Bradenton

MSC Foundation — Michael Saunders & Company Community Outreach

Thank you to our participating community attractions:

The Bishop Museum of Science and Nature

Manatee County Florida

Manatee Village Historical Park

Manatee County Agricultural Museum Inc. Hall of Fame